



#11909027

(A)




Part #
11009102



**2 Groove
Alt Pulley
is
needed
for
Power
Steering**

Kit Highlighted in BLUE Pricing
#11109052



**LONG WATER PUMP
VETTE / CAMARO STYLE**
using Type II P/S, with Lg GM Alt
& 2 O'Clock Adapter, LWP and
V-Belt Pulley Set w/ 3-Gr. Crank

(E)



Long Water Pump Pulleys

Part #		Polished	Chrome
00000007	1. Lg. Alum Alternator Fan	43.95	53.95
00000008	2. Sm. Alum Alternator Fan	43.95	53.95
00001001	3. Alum 2-Gr. LWP Pulley	97.95	122.95
11001003	4. Alum 2-Gr. LWP Crank Pulley	112.95	155.95
11001004	5. Alum 3-Gr. LWP Crank Pulley	132.95	181.95
00001002	6. Alum 1-Gr. LWP W/P Pulley	92.95	115.95
00000032	7. Alum 2-Gr. Alternator Pulley	46.95	56.95
00000031	8. Alum 1-Gr. Alternator Pulley	35.95	46.95
00000020	9. Alum Alt Button (N/C w/ Pulley)	8.95	11.95

Part#	VETTE/CAMARO LWP V-BELT BRACKET KITS Includes: SS Adjuster Bar & Bolts, w/out 10 O'Clock Adapter	Natural	Polished	Chrome
11909027	LWP Driver Side Alt/Pass Side Air Kit	302.95	322.95	366.95
11909028	LWP Driver Side Alt (only) Kit (Incl.: 10 O'Clock Adapter) . . . VETTE/CAMARO LWP V-BELT ALT & AIR BRACKETS	178.95	188.95	221.95
11902001	LWP Alternator (only) Driver Side Bracket	97.95	108.95	129.95
11902004	LWP Air (only) Passenger Side Bracket	97.95	108.95	129.95
00000001	10 O'Clock Alternator Adapter Bracket for Driver Side	N/A	26.95	38.95
00000002	2 O'Clock Alternator Adapter Bracket for Passenger Side . . . VETTE/CAMARO LWP V-BELT ADJ BAR KIT & ACCES	N/A	26.95	38.95
11905916	LWP Driver Side Alternator (only) Bar Kit	N/A	53.95	N/A
11905917	LWP Passenger Side Air (only) Bar Kit	N/A	53.95	N/A
11905918	LWP Alternator/Air Adjuster Bar Kit	N/A	107.95	N/A
11109051	SB LWP 2-Gr. Pulley Set (Crank, W/P Pulley, & Alt Pulley)	N/A	236.95	317.95
11109052	SB LWP 3-Gr. Pulley Set (Crank, W/P Pulley, & Alt Pulley)	N/A	256.95	339.95
11009102	SB Type II Power Steering V-Belt on Long Water	290.95	322.95	344.95

(F)



**Long Water
Pump w/ 2 Gr.
Water Pump
Pulley
and 3-Gr.
Crank Pulley
used w/
Alternator/Air,
And Type II
Power Steering**

**Water Pump Information
See Page 12**



(C)




#11909027

(G)




**Long Water Pump
w/ 2 Gr.
Water Pump
Pulley
and 2-Gr.
Crank Pulley
used w/
Alternator/Air**




#11909027

(B)




Part #
11009102



**2 Groove
Alt Pulley
is
needed
for
Power
Steering**


Kit Highlighted in BLUE Pricing
#11109052



**LONG WATER PUMP
VETTE/CAMARO STYLE**
Driver Side Alt/ Pass Side Air
w/o P/S, Large GM Alt w/ 10 O'Clock Adapter
and V-Belt Pulley Set

Edelbrock Long Water Pump

(H)



Fits all '69-'87 SBC and '73-'86 Light Duty Trucks
6-15/16" surface to hub w/ 5/8" pilot; can be used on any
SBC engine that has room for LWP and accessories.
#11000402 Unpolished 215.95
#11000402 Polished 290.95