

Standard Dry Sump Tanks



1.5 Gallon

08-0003 1.5 Gallon Single scavenge inlet, 15.5" high x 6" dia. -12 AN Female Fittings. Use mount bracket 08-0100
08-0004 1.5 Gallon Dual scavenge inlet, 15.5" high x 6" dia. -12 An Female Fittings. Use mount bracket 08-0100
08-0023 1.5 Gallon Single scavenge inlet, 15.5" high x 6" dia. -12 An Male Fittings. Use mount bracket 08-0100
08-0024 1.5 Gallon Dual scavenge inlet , 15.5" high x 6" dia. -12 An Male Fittings. Use mount bracket 08-0100



2 Gallon

08-0005 2 Gallon Single scavenge inlet, 19.5" high x 6" dia. -12 AN Female Fittings. Use mount bracket 08-0100
08-0006 2 Gallon Dual scavenge inlet, 19.5" high x 6" dia. -12 An Female Fittings. Use mount bracket 08-0100
08-0025 2 Gallon Single scavenge inlet, 19.5" high x 6" dia. -12 An Male Fittings. Use mount bracket 08-0100
08-0026 2 Gallon Dual scavenge inlet , 19.5" high x 6" dia. -12 An Male Fittings. Use mount bracket 08-0100



2.5 Gallon

08-0007 2.5 Gallon Single scavenge inlet, 24" high x 6" dia. -12 AN Female Fittings. Use mount bracket 08-0100
08-0008 2.5 Gallon Dual scavenge inlet, 24" high x 6" dia. -12 An Female Fittings. Use mount bracket 08-0100
08-0027 2.5 Gallon Single scavenge inlet, 24" high x 6" dia. -12 An Male Fittings. Use mount bracket 08-0100
08-0028 2.5 Gallon Dual scavenge inlet , 24" high x 6" dia. -12 An Male Fittings. Use mount bracket 08-0100



3 Gallon

08-0009 3 Gallon Single scavenge inlet, 16" high x 9" dia. -12 AN Female Fittings. Use mount bracket 08-0101
08-0010 3 Gallon Dual scavenge inlet, 16" high x 9" dia. -12 An Female Fittings. Use mount bracket 08-0101



4 Gallon



08-0011 4 Gallon Single scavenge inlet, 19" high x 9" dia. -12 AN Female Fittings. Use mount bracket 08-0101
08-0012 4 Gallon Dual scavenge inlet, 19" high x 9" dia. -12 An Female Fittings. Use mount bracket 08-0101

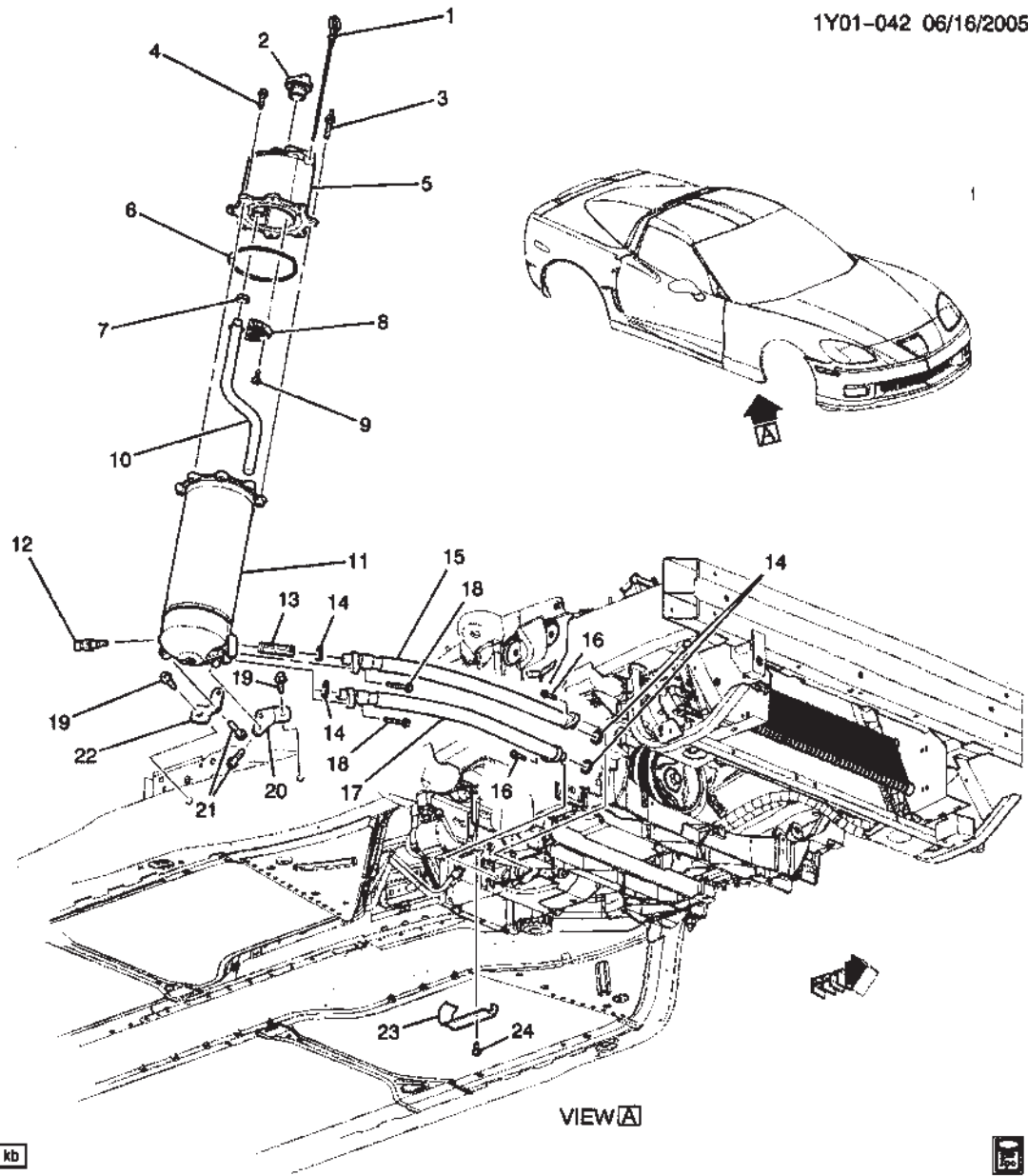


5 Gallon

08-0013 5 Gallon Single scavenge inlet, 22" high x 9" dia. -12 AN Female Fittings. Use mount bracket 08-0101
08-0014 5 Gallon Dual scavenge inlet, 22" high x 9" dia. -12 An Female Fittings. Use mount bracket 08-0101

Stock '06 Corvette LS-7 Oil Tank with hoses.





TANK ORDER FORM

Customer Name: _____

Date: _____

Customer #: _____

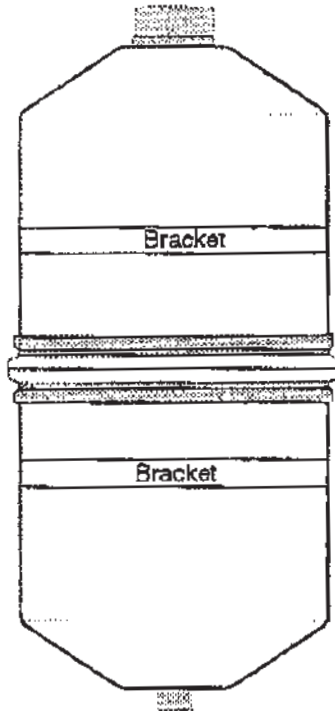
Date Promised: _____

Customer Phone #: _____

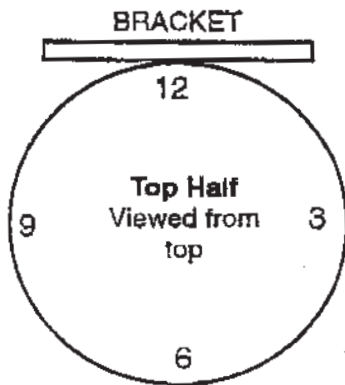
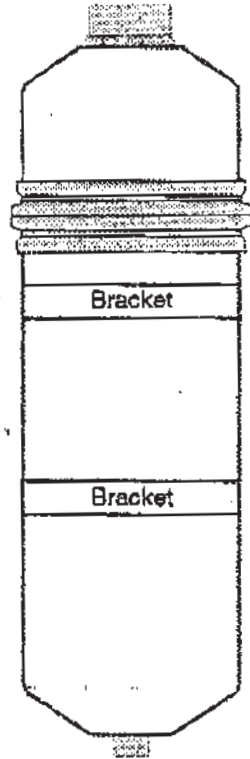
Sales Order #: _____

Tank Size in Gallons: _____

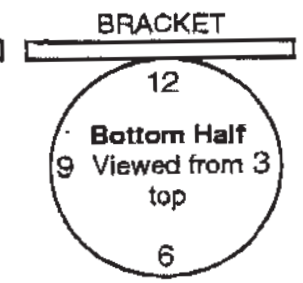
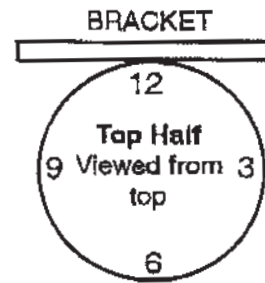
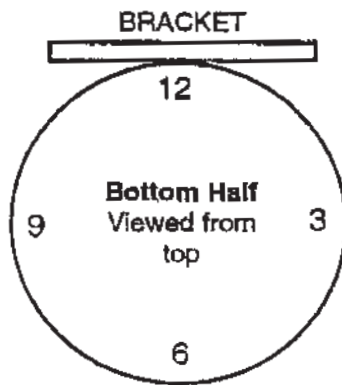
Order Taken By: _____



Mark fitting locations and any special sizes or heater bungs etc.



9"



6"