





Street & Performance

#1 Hot Rod Lane
P.O. Box 1169
Mena, Arkansas U.S.A 71953

Phone 479-394-5711
Fax 479-394-7113
www.hotrodlane.cc
sales @hotrodlane.cc

LT / LS Water Passage

LT Water Passage Page 1 / LS Water Passage Page 2



(1.) To bottom of radiator

(2.) To heater core (out from pump into heater core)



(3.) From heater core (into pump from heater core)

(4.) To top of radiator

(5.) Coolant bleed valve. Used to remove air from coolant system.



You can drill and tap the top of the water pump and install a 1/4 pipe 90 degree fitting to run a line to the bottom of the throttlebody or you can run a line from the bottom of the throttlebody to a "T" in the radiator hose. This "T" can be purchased from S&P.



(1.) To top of radiator

(2.) 5/8" fitting to heater core (out from pump into heater core)



(3.) 3/4" fitting from heater core (into pump from heater core)

(4.) To bottom of radiator

(5.) 1/4 pipe 90 degree slip-on fitting installed in top of pump for steam line

(6.) From 90 degree fitting to steam line.

NOTE: (2) 5/8" & (3) 3/4" fittings come in a 90 degree version for Vettes or other applications with clearance issues.



Hose clamp covers that fit over the hose clamps seen on (5) & (6) can be purchased from S&P, These same hose clamp covers are also available in sizes for your heater and radiator hoses. Water to the bottom of the throttlebody is only needed in cold climate areas.



97-03
Water Necks

97-03 Water Necks have two legs that hold the thermostat in place. 04-Up Water Necks have a recess in the thermostat housing to hold it in place. **Straight Neck works best in early Vettes.**



04-Up
Water Necks